



# Create a Flooring Type


1. Click + ADD FLOORING TYPE button




2. Complete the required fields




3. Select the Calculation Type



4. Add a Wastage % if applicable



5. Complete the labour cost and price for the installation of all products within this flooring type



6. To view and amend the range click the view icon

